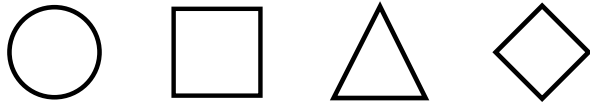









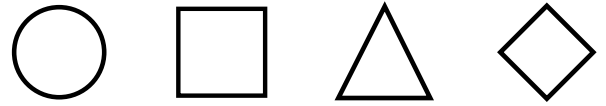











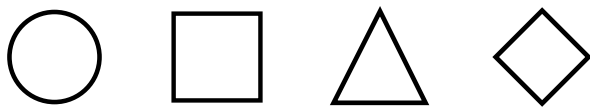
Over hver opgave kan du se de fire figurer der skal benyttes. Opgaven består af 16 felter eller celler fordelt på 4 vandrette rækker og 4 lodrette kolonner, der igen er samlet i 4 blokke, hver med 2 gange 2 felter. Det gælder om at placere de forskellige figurer således at hver række, kolonne og blok indeholder hver figur én gang.












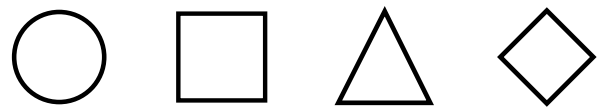
			
			
			
			





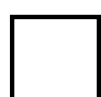
















































			
			
			
			














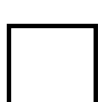




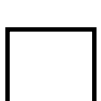














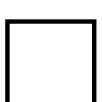






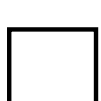

			
			
			
			

Over hver opgave kan du se de fire figurer der skal benyttes. Opgaven består af 16 felter eller celler fordelt på 4 vandrette rækker og 4 lodrette kolonner, der igen er samlet i 4 blokke, hver med 2 gange 2 felter. Det gælder om at placere de forskellige figurer således at hver række, kolonne og blok indeholder hver figur én gang.

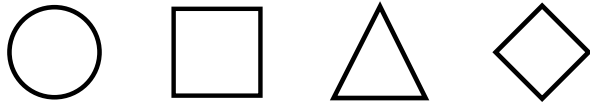
			
			
			
			
			

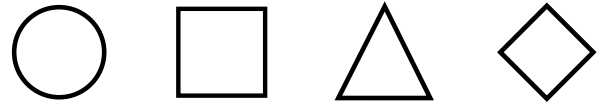
			
			
			
			
			

Over hver opgave kan du se de fire figurer der skal benyttes. Opgaven består af 16 felter eller celler fordelt på 4 vandrette rækker og 4 lodrette kolonner, der igen er samlet i 4 blokke, hver med 2 gange 2 felter. Det gælder om at placere de forskellige figurer således at hver række, kolonne og blok indeholder hver figur én gang.



□	△	◇	
	◇		
△		□	◇
◇			△



△			□
□		○	△
	□		
◇	△	□	

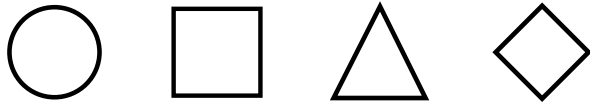


◇	○		
	△		○
		○	◇
○	◇		△

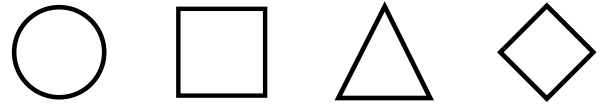


△			□
□	◇		△
		□	
	□	△	◇

Over hver opgave kan du se de fire figurer der skal benyttes. Opgaven består af 16 felter eller celler fordelt på 4 vandrette rækker og 4 lodrette kolonner, der igen er samlet i 4 blokke, hver med 2 gange 2 felter. Det gælder om at placere de forskellige figurer således at hver række, kolonne og blok indeholder hver figur én gang.



Circle	Square	Triangle	Diamond
Square	Triangle	Diamond	Circle
Circle	Diamond	Triangle	Square
Triangle	Circle	Square	Diamond
Diamond	Square	Circle	Triangle



Circle	Square	Triangle	Diamond
Triangle	Circle	Diamond	Square
Square	Diamond	Circle	Triangle
Circle	Square	Triangle	Diamond
Diamond	Triangle	Square	Circle

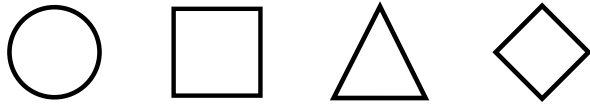


Circle	Square	Triangle	Diamond
Diamond	Circle	Triangle	Square
Square	Triangle	Diamond	Circle
Triangle	Square	Circle	Diamond
Circle	Diamond	Square	Triangle

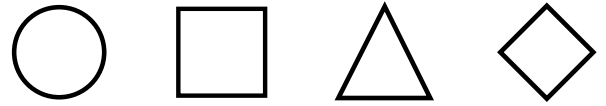


Circle	Square	Triangle	Diamond
Triangle	Circle	Diamond	Square
Square	Diamond	Circle	Triangle
Diamond	Triangle	Square	Circle
Circle	Square	Triangle	Diamond

Over hver opgave kan du se de fire figurer der skal benyttes. Opgaven består af 16 felter eller celler fordelt på 4 vandrette rækker og 4 lodrette kolonner, der igen er samlet i 4 blokke, hver med 2 gange 2 felter. Det gælder om at placere de forskellige figurer således at hver række, kolonne og blok indeholder hver figur én gang.



○	□		◇
○	□		◇
		○	□
	◇		○
□	○		



○	□	△	◇
○			◇
◇		□	○
	◇		
△	○	◇	

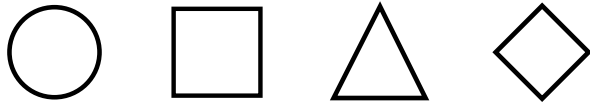


○	□	△	◇
	△	◇	○
		△	
△	○		◇
◇			△

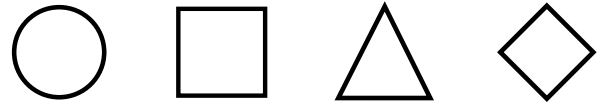


○	□	△	◇
○			△
△		◇	○
	△		
□	○	△	

Over hver opgave kan du se de fire figurer der skal benyttes. Opgaven består af 16 felter eller celler fordelt på 4 vandrette rækker og 4 lodrette kolonner, der igen er samlet i 4 blokke, hver med 2 gange 2 felter. Det gælder om at placere de forskellige figurer således at hver række, kolonne og blok indeholder hver figur én gang.



○	□	△	◇
○	□	△	◇
◇	△	○	□
△	◇	□	○
□	○	◇	△



○	□	△	◇
○	□	△	◇
◇	△	□	○
□	◇	○	△
△	○	◇	□

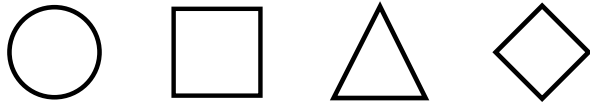


○	□	△	◇
□	△	◇	○
○	◇	△	□
△	○	□	◇
◇	□	○	△

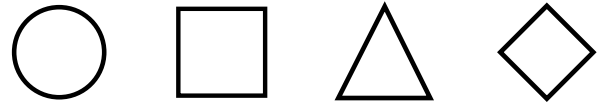


○	□	△	◇
○	◇	□	△
△	□	◇	○
◇	△	○	□
□	○	△	◇

Over hver opgave kan du se de fire figurer der skal benyttes. Opgaven består af 16 felter eller celler fordelt på 4 vandrette rækker og 4 lodrette kolonner, der igen er samlet i 4 blokke, hver med 2 gange 2 felter. Det gælder om at placere de forskellige figurer således at hver række, kolonne og blok indeholder hver figur én gang.



△		○	◇
◇	○		
□		◇	
		□	△



□			○
○		◇	□
	○		
△	□	○	











































◇	△	□	
	□		
□		○	△
△			□










































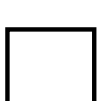
	□	○	△
		□	
□	△		○
○			□

Over hver opgave kan du se de fire figurer der skal benyttes. Opgaven består af 16 felter eller celler fordelt på 4 vandrette rækker og 4 lodrette kolonner, der igen er samlet i 4 blokke, hver med 2 gange 2 felter. Det gælder om at placere de forskellige figurer således at hver række, kolonne og blok indeholder hver figur én gang.

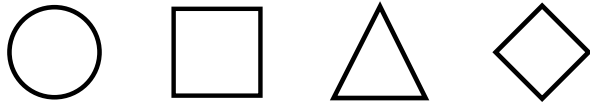
			
			
			
			
			

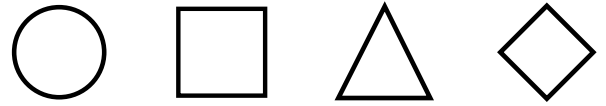
			
			
			
			
			

Over hver opgave kan du se de fire figurer der skal benyttes. Opgaven består af 16 felter eller celler fordelt på 4 vandrette rækker og 4 lodrette kolonner, der igen er samlet i 4 blokke, hver med 2 gange 2 felter. Det gælder om at placere de forskellige figurer således at hver række, kolonne og blok indeholder hver figur én gang.



○	◻	△	◊
○	◊		
	△		○
		◻	◊
◊	◻		△



○	◻	△	◊
◊			○
○		△	◊
	○		
◻	◊	○	

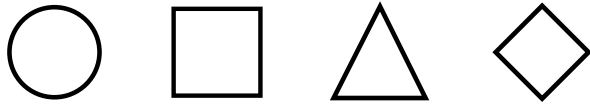


○	◻	△	◊
△	○		
	◻		○
		◊	◻
◻	◊		△

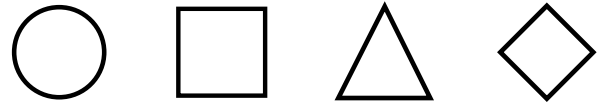


○	◻	△	◊
◻	◊	△	
	△		
◊		◻	△
△			◊

Over hver opgave kan du se de fire figurer der skal benyttes. Opgaven består af 16 felter eller celler fordelt på 4 vandrette rækker og 4 lodrette kolonner, der igen er samlet i 4 blokke, hver med 2 gange 2 felter. Det gælder om at placere de forskellige figurer således at hver række, kolonne og blok indeholder hver figur én gang.



○	◻	△	◊
○	◊	△	◻
◻	△	◊	○
△	○	◻	◊
◊	◻	○	△



○	◻	△	◊
◊	△	◻	○
○	◻	△	◊
△	○	◊	◻
◻	◊	○	△

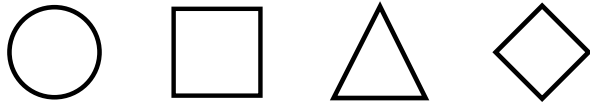


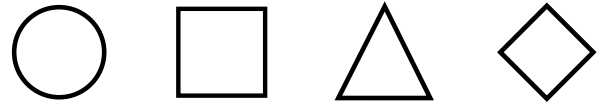
○	◻	△	◊
△	○	◻	◊
◊	◻	△	○
○	△	◊	◻
◻	◊	○	△



○	◻	△	◊
◻	◊	△	○
○	△	◊	◻
◊	○	◻	△
△	◻	○	◊

Over hver opgave kan du se de fire figurer der skal benyttes. Opgaven består af 16 felter eller celler fordelt på 4 vandrette rækker og 4 lodrette kolonner, der igen er samlet i 4 blokke, hver med 2 gange 2 felter. Det gælder om at placere de forskellige figurer således at hver række, kolonne og blok indeholder hver figur én gang.

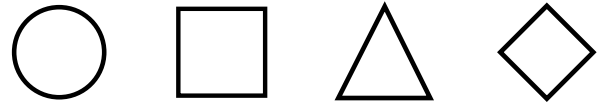
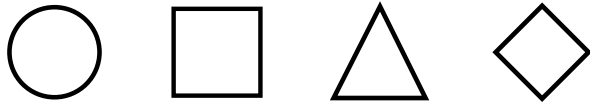








Over hver opgave kan du se de fire figurer der skal benyttes. Opgaven består af 16 felter eller celler fordelt på 4 vandrette rækker og 4 lodrette kolonner, der igen er samlet i 4 blokke, hver med 2 gange 2 felter. Det gælder om at placere de forskellige figurer således at hver række, kolonne og blok indeholder hver figur én gang.



◊	□	○	△
△	○	□	◊
□	△	◊	○
○	◊	△	□

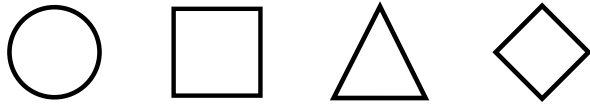
□	◊	○	△
△	○	◊	□
◊	△	□	○
○	□	△	◊



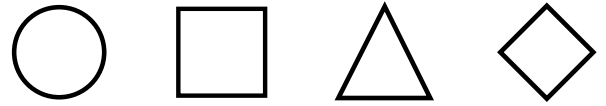
○	△	□	◊
◊	□	○	△
□	◊	△	○
△	○	◊	□

○	△	◊	□
□	◊	△	○
△	□	○	◊
◊	○	□	△

Over hver opgave kan du se de fire figurer der skal benyttes. Opgaven består af 16 felter eller celler fordelt på 4 vandrette rækker og 4 lodrette kolonner, der igen er samlet i 4 blokke, hver med 2 gange 2 felter. Det gælder om at placere de forskellige figurer således at hver række, kolonne og blok indeholder hver figur én gang.



□	◇	△	
	△		
△		◇	□
◇			△



◇			□
□		△	◇
	◇		
△	□	◇	

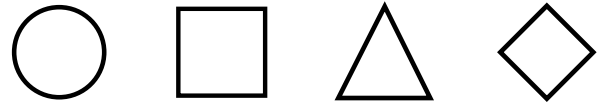
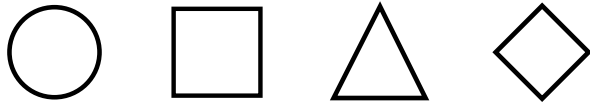


△	□	◇	
	◇		
□		○	◇
◇			△



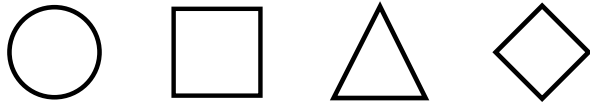
◇			□
□		○	◇
	□		
△	◇	□	

Over hver opgave kan du se de fire figurer der skal benyttes. Opgaven består af 16 felter eller celler fordelt på 4 vandrette rækker og 4 lodrette kolonner, der igen er samlet i 4 blokke, hver med 2 gange 2 felter. Det gælder om at placere de forskellige figurer således at hver række, kolonne og blok indeholder hver figur én gang.

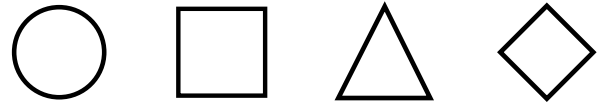




Over hver opgave kan du se de fire figurer der skal benyttes. Opgaven består af 16 felter eller celler fordelt på 4 vandrette rækker og 4 lodrette kolonner, der igen er samlet i 4 blokke, hver med 2 gange 2 felter. Det gælder om at placere de forskellige figurer således at hver række, kolonne og blok indeholder hver figur én gang.



	Square	Diamond	Triangle
		Square	
Diamond	Circle		Square
Square			Diamond



Square			Circle
Circle		Triangle	Square
	Circle		
Diamond	Square	Circle	

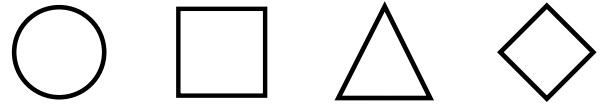
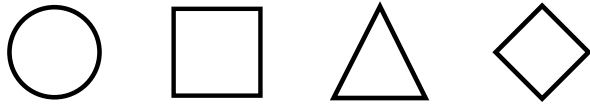


Circle			Square
Square	Triangle		Diamond
		Square	
	Square	Diamond	Circle



Square	Diamond		Triangle
		Diamond	Square
	Square		Diamond
Diamond	Triangle		

Over hver opgave kan du se de fire figurer der skal benyttes. Opgaven består af 16 felter eller celler fordelt på 4 vandrette rækker og 4 lodrette kolonner, der igen er samlet i 4 blokke, hver med 2 gange 2 felter. Det gælder om at placere de forskellige figurer således at hver række, kolonne og blok indeholder hver figur én gang.



○	□	△	◇
○	□	◇	△
△	◇	□	○
◇	○	△	□
□	△	○	◇

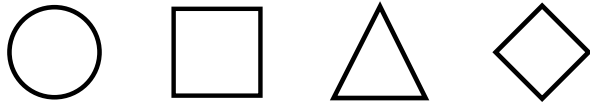
○	□	△	◇
□	△	◇	○
○	◇	△	□
△	○	□	◇
◇	□	○	△



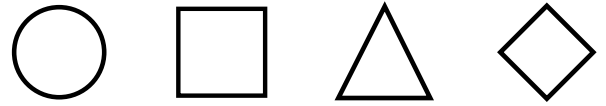
○	□	△	◇
○	◇	△	□
□	△	○	◇
◇	○	□	△
△	□	◇	○

○	□	△	◇
□	◇	○	△
△	○	◇	□
○	□	△	◇
◇	△	□	○

Over hver opgave kan du se de fire figurer der skal benyttes. Opgaven består af 16 felter eller celler fordelt på 4 vandrette rækker og 4 lodrette kolonner, der igen er samlet i 4 blokke, hver med 2 gange 2 felter. Det gælder om at placere de forskellige figurer således at hver række, kolonne og blok indeholder hver figur én gang.



△		○	□
□	○		
○		□	
		△	○



◇			△
△		◇	□
	◇		
○	△	□	

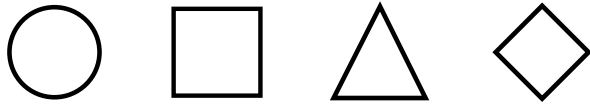


◇		□	△
△	□		
□		○	
		△	□

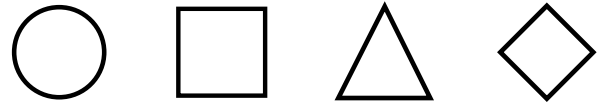


		□	◇
◇		○	
△	○		
□		△	○

Over hver opgave kan du se de fire figurer der skal benyttes. Opgaven består af 16 felter eller celler fordelt på 4 vandrette rækker og 4 lodrette kolonner, der igen er samlet i 4 blokke, hver med 2 gange 2 felter. Det gælder om at placere de forskellige figurer således at hver række, kolonne og blok indeholder hver figur én gang.



△	◇	○	□
□	○	◇	△
○	△	□	◇
◇	□	△	○



◇	□	○	△
△	○	◇	□
□	◇	△	○
○	△	□	◇

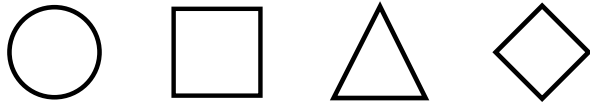


◇	○	□	△
△	□	◇	○
□	△	○	◇
○	◇	△	□

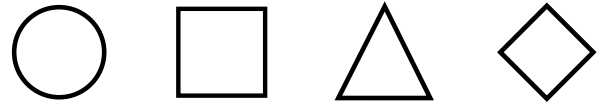


○	△	□	◇
◇	□	○	△
△	○	◇	□
□	◇	△	○

Over hver opgave kan du se de fire figurer der skal benyttes. Opgaven består af 16 felter eller celler fordelt på 4 vandrette rækker og 4 lodrette kolonner, der igen er samlet i 4 blokke, hver med 2 gange 2 felter. Det gælder om at placere de forskellige figurer således at hver række, kolonne og blok indeholder hver figur én gang.



□	○		
	◇		□
		□	◇
◇	□		○



□			◇
◇		□	△
	□		
○	◇	△	











































□	△		◇
		□	△
	□		○
○	◇		











































△	◇		
	□		△
		△	□
□	△		◇

Over hver opgave kan du se de fire figurer der skal benyttes. Opgaven består af 16 felter eller celler fordelt på 4 vandrette rækker og 4 lodrette kolonner, der igen er samlet i 4 blokke, hver med 2 gange 2 felter. Det gælder om at placere de forskellige figurer således at hver række, kolonne og blok indeholder hver figur én gang.

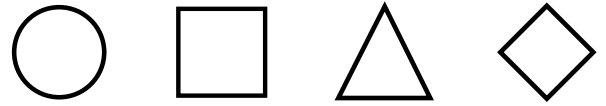
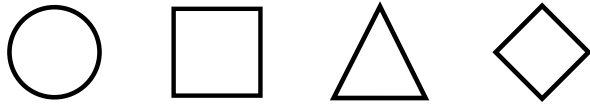
			
			
			
			
			

Over hver opgave kan du se de fire figurer der skal benyttes. Opgaven består af 16 felter eller celler fordelt på 4 vandrette rækker og 4 lodrette kolonner, der igen er samlet i 4 blokke, hver med 2 gange 2 felter. Det gælder om at placere de forskellige figurer således at hver række, kolonne og blok indeholder hver figur én gang.



		△	○
○		◇	
△	○		
□		○	△

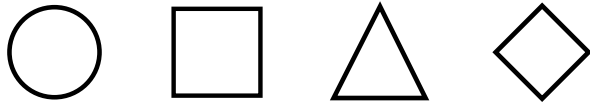
◇			□
□		◇	○
	◇		
△	□	○	



















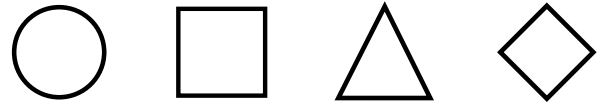
◇			○
○	△		□
		□	
	◇	○	△

















□		◇	○
○	◇		
◇		△	
		○	◇

Over hver opgave kan du se de fire figurer der skal benyttes. Opgaven består af 16 felter eller celler fordelt på 4 vandrette rækker og 4 lodrette kolonner, der igen er samlet i 4 blokke, hver med 2 gange 2 felter. Det gælder om at placere de forskellige figurer således at hver række, kolonne og blok indeholder hver figur én gang.













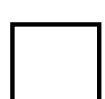


















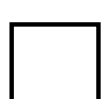




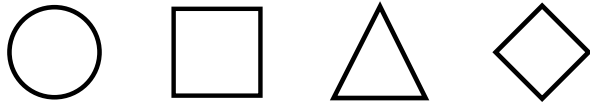


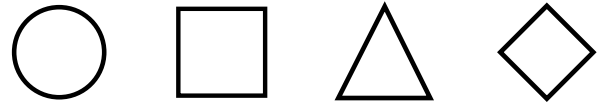


Over hver opgave kan du se de fire figurer der skal benyttes. Opgaven består af 16 felter eller celler fordelt på 4 vandrette rækker og 4 lodrette kolonner, der igen er samlet i 4 blokke, hver med 2 gange 2 felter. Det gælder om at placere de forskellige figurer således at hver række, kolonne og blok indeholder hver figur én gang.



△	○	□	
	□		
○		◇	□
□			△



□			△
△		○	□
	△		
◇	□	△	











































□			○
○		□	◇
	□		
△	○	◇	














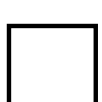























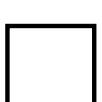
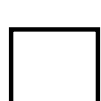



○	□		◇
		□	○
	○		□
□	◇		

Over hver opgave kan du se de fire figurer der skal benyttes. Opgaven består af 16 felter eller celler fordelt på 4 vandrette rækker og 4 lodrette kolonner, der igen er samlet i 4 blokke, hver med 2 gange 2 felter. Det gælder om at placere de forskellige figurer således at hver række, kolonne og blok indeholder hver figur én gang.

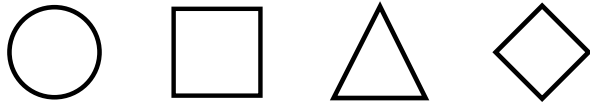
			
			
			
			
			

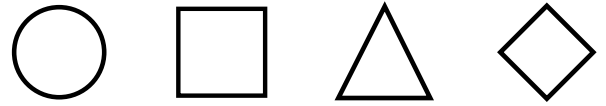
			
			
			
			
			

Over hver opgave kan du se de fire figurer der skal benyttes. Opgaven består af 16 felter eller celler fordelt på 4 vandrette rækker og 4 lodrette kolonner, der igen er samlet i 4 blokke, hver med 2 gange 2 felter. Det gælder om at placere de forskellige figurer således at hver række, kolonne og blok indeholder hver figur én gang.



	△	◇	□
		○	
◇	□		○
△			◇



◇			△
△		○	◇
	◇		
○	△	◇	

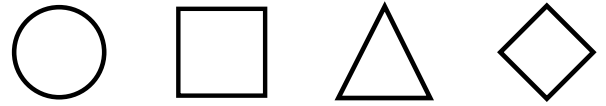
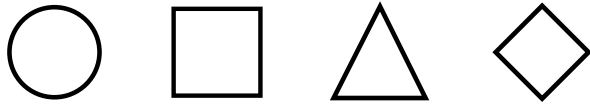


○	□		◇
		□	○
	○		□
□	◇		



		○	□
□		◇	
○	△		
◇		△	○

Over hver opgave kan du se de fire figurer der skal benyttes. Opgaven består af 16 felter eller celler fordelt på 4 vandrette rækker og 4 lodrette kolonner, der igen er samlet i 4 blokke, hver med 2 gange 2 felter. Det gælder om at placere de forskellige figurer således at hver række, kolonne og blok indeholder hver figur én gang.



○	△	◇	□
□	◇	○	△
◇	□	△	○
△	○	□	◇

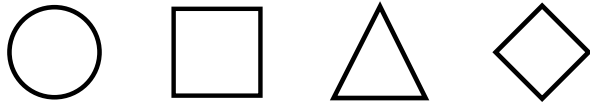
◇	○	□	△
△	□	○	◇
□	◇	△	○
○	△	◇	□












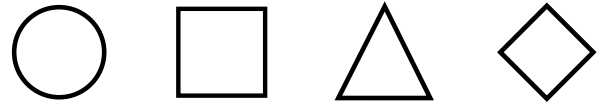
○	□	△	◇
◇	△	□	○
△	○	◇	□
□	◇	○	△










△	◇	○	□
□	○	◇	△
○	△	□	◇
◇	□	△	○

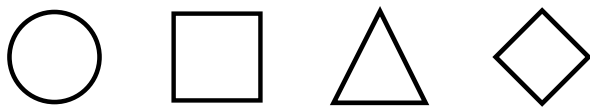
Over hver opgave kan du se de fire figurer der skal benyttes. Opgaven består af 16 felter eller celler fordelt på 4 vandrette rækker og 4 lodrette kolonner, der igen er samlet i 4 blokke, hver med 2 gange 2 felter. Det gælder om at placere de forskellige figurer således at hver række, kolonne og blok indeholder hver figur én gang.












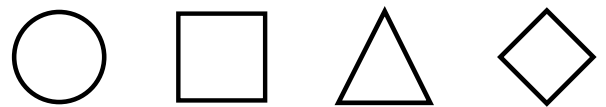
			
			
			
			






















































			
			
			
			















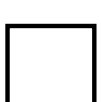

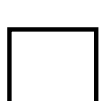




















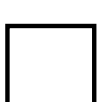

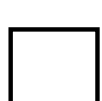


			
			
			
			

Over hver opgave kan du se de fire figurer der skal benyttes. Opgaven består af 16 felter eller celler fordelt på 4 vandrette rækker og 4 lodrette kolonner, der igen er samlet i 4 blokke, hver med 2 gange 2 felter. Det gælder om at placere de forskellige figurer således at hver række, kolonne og blok indeholder hver figur én gang.

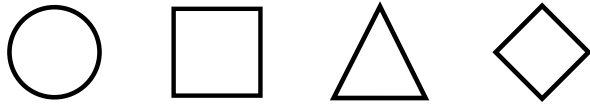
			
			
			
			
			

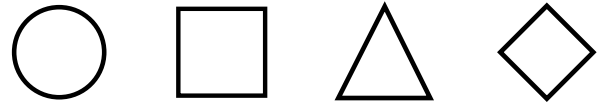
			
			
			
			
			

Over hver opgave kan du se de fire figurer der skal benyttes. Opgaven består af 16 felter eller celler fordelt på 4 vandrette rækker og 4 lodrette kolonner, der igen er samlet i 4 blokke, hver med 2 gange 2 felter. Det gælder om at placere de forskellige figurer således at hver række, kolonne og blok indeholder hver figur én gang.



□	△		
	○		□
		◇	△
△	◇		○



△			○
○		△	◇
	○		
◇	△	○	



















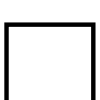






















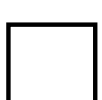
○			△
△		○	◇
	△		
◇	○	△	




















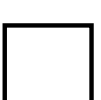














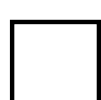






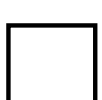
◇		□	○
○	□		
□		△	
		○	□

Over hver opgave kan du se de fire figurer der skal benyttes. Opgaven består af 16 felter eller celler fordelt på 4 vandrette rækker og 4 lodrette kolonner, der igen er samlet i 4 blokke, hver med 2 gange 2 felter. Det gælder om at placere de forskellige figurer således at hver række, kolonne og blok indeholder hver figur én gang.

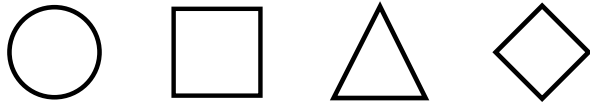
			
			
			
			
			

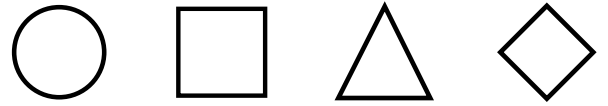
			
			
			
			
			

Over hver opgave kan du se de fire figurer der skal benyttes. Opgaven består af 16 felter eller celler fordelt på 4 vandrette rækker og 4 lodrette kolonner, der igen er samlet i 4 blokke, hver med 2 gange 2 felter. Det gælder om at placere de forskellige figurer således at hver række, kolonne og blok indeholder hver figur én gang.



		Square	Circle
Circle		Triangle	
Triangle	Circle		
Square		Circle	Triangle



Circle			Triangle
Triangle		Diamond	Circle
	Circle		
Diamond	Triangle	Circle	










































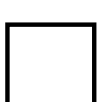
	Diamond	Square	Circle
		Diamond	
Square	Triangle		Diamond
Diamond			Square










































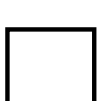
Triangle	Square		Circle
		Square	Triangle
	Circle		Diamond
Diamond	Triangle		

Over hver opgave kan du se de fire figurer der skal benyttes. Opgaven består af 16 felter eller celler fordelt på 4 vandrette rækker og 4 lodrette kolonner, der igen er samlet i 4 blokke, hver med 2 gange 2 felter. Det gælder om at placere de forskellige figurer således at hver række, kolonne og blok indeholder hver figur én gang.

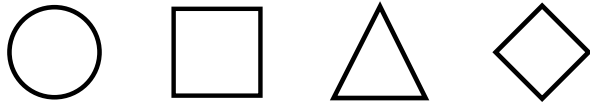
			
			
			
			
			

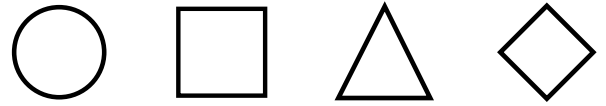
			
			
			
			
			

Over hver opgave kan du se de fire figurer der skal benyttes. Opgaven består af 16 felter eller celler fordelt på 4 vandrette rækker og 4 lodrette kolonner, der igen er samlet i 4 blokke, hver med 2 gange 2 felter. Det gælder om at placere de forskellige figurer således at hver række, kolonne og blok indeholder hver figur én gang.



△	□		◇
		□	△
	△		□
□	◇		



△			○
○		△	□
	○		
□	△	○	







































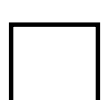



		◇	△
△		○	
○	△		
◇		△	○















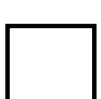


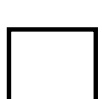



















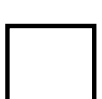

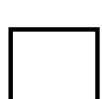


		△	◇
◇		□	
△	◇		
○		◇	△

Over hver opgave kan du se de fire figurer der skal benyttes. Opgaven består af 16 felter eller celler fordelt på 4 vandrette rækker og 4 lodrette kolonner, der igen er samlet i 4 blokke, hver med 2 gange 2 felter. Det gælder om at placere de forskellige figurer således at hver række, kolonne og blok indeholder hver figur én gang.

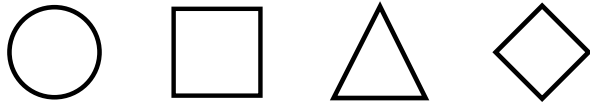
			
			
			
			
			










			
			
			
			
			

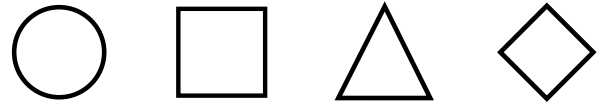
			
			
			
			
			










			
			
			
			
			

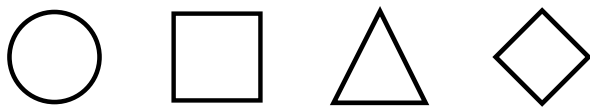
Over hver opgave kan du se de fire figurer der skal benyttes. Opgaven består af 16 felter eller celler fordelt på 4 vandrette rækker og 4 lodrette kolonner, der igen er samlet i 4 blokke, hver med 2 gange 2 felter. Det gælder om at placere de forskellige figurer således at hver række, kolonne og blok indeholder hver figur én gang.












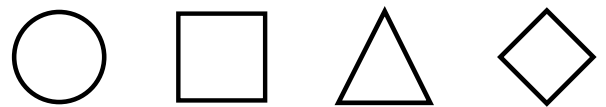
			
			
			
			












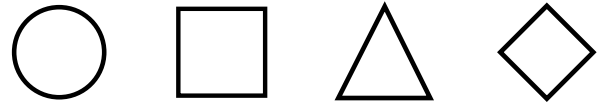
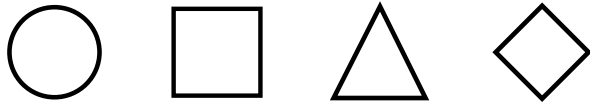




Over hver opgave kan du se de fire figurer der skal benyttes. Opgaven består af 16 felter eller celler fordelt på 4 vandrette rækker og 4 lodrette kolonner, der igen er samlet i 4 blokke, hver med 2 gange 2 felter. Det gælder om at placere de forskellige figurer således at hver række, kolonne og blok indeholder hver figur én gang.



○	◻	△	◊
○	◊	◻	△
△	◻	◊	○
◊	△	○	◻
◻	○	△	◊

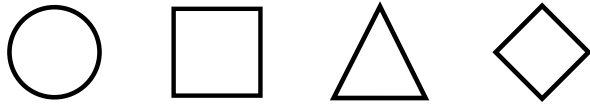
○	◻	△	◊
○	△	◊	◻
◻	◊	○	△
◊	◻	△	○
△	○	◻	◊

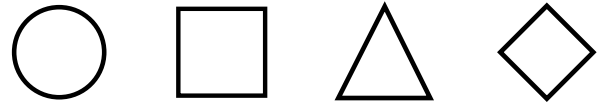


○	◻	△	◊
◊	◻	○	△
△	○	◊	◻
○	△	◻	◊
◻	◊	△	○

○	◻	△	◊
◊	△	○	◻
◻	○	△	◊
△	◻	◊	○
○	◊	◻	△

Over hver opgave kan du se de fire figurer der skal benyttes. Opgaven består af 16 felter eller celler fordelt på 4 vandrette rækker og 4 lodrette kolonner, der igen er samlet i 4 blokke, hver med 2 gange 2 felter. Det gælder om at placere de forskellige figurer således at hver række, kolonne og blok indeholder hver figur én gang.

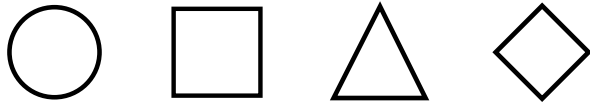




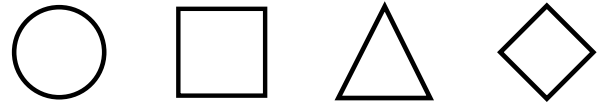




Over hver opgave kan du se de fire figurer der skal benyttes. Opgaven består af 16 felter eller celler fordelt på 4 vandrette rækker og 4 lodrette kolonner, der igen er samlet i 4 blokke, hver med 2 gange 2 felter. Det gælder om at placere de forskellige figurer således at hver række, kolonne og blok indeholder hver figur én gang.



◊	○	△	□
□	△	◊	○
○	◊	□	△
△	□	○	◊



△	□	○	◊
◊	○	△	□
○	◊	□	△
□	△	◊	○

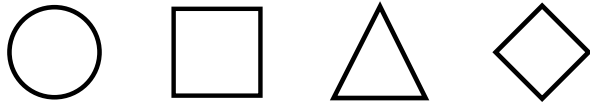


□	◊	○	△
△	○	□	◊
◊	□	△	○
○	△	◊	□

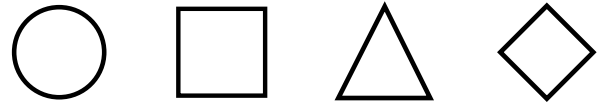


△	○	◊	□
□	◊	△	○
◊	□	○	△
○	△	□	◊

Over hver opgave kan du se de fire figurer der skal benyttes. Opgaven består af 16 felter eller celler fordelt på 4 vandrette rækker og 4 lodrette kolonner, der igen er samlet i 4 blokke, hver med 2 gange 2 felter. Det gælder om at placere de forskellige figurer således at hver række, kolonne og blok indeholder hver figur én gang.



Circle	Square	Triangle	Diamond
Square	Diamond		
	Circle		Diamond
		Triangle	Circle
Circle	Triangle		Square



Circle	Square	Triangle	Diamond
Circle		Square	Diamond
Diamond	Square		
Square		Triangle	
		Diamond	Square

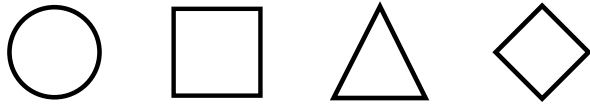


Circle	Square	Triangle	Diamond
Diamond	Triangle	Square	
	Square		
Triangle		Circle	Square
Square			Diamond

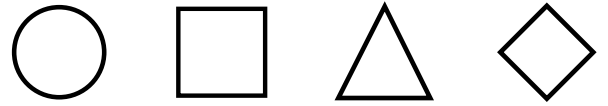


Circle	Square	Triangle	Diamond
Circle	Diamond		Square
		Circle	Diamond
	Circle		Triangle
Triangle	Square		

Over hver opgave kan du se de fire figurer der skal benyttes. Opgaven består af 16 felter eller celler fordelt på 4 vandrette rækker og 4 lodrette kolonner, der igen er samlet i 4 blokke, hver med 2 gange 2 felter. Det gælder om at placere de forskellige figurer således at hver række, kolonne og blok indeholder hver figur én gang.



Circle	Square	Triangle	Diamond
Square	Diamond	Circle	Triangle
Triangle	Circle	Square	Diamond
Diamond	Square	Triangle	Circle
Circle	Triangle	Diamond	Square



Circle	Square	Triangle	Diamond
Circle	Triangle	Square	Diamond
Diamond	Square	Circle	Triangle
Square	Diamond	Triangle	Circle
Triangle	Circle	Diamond	Square



Circle	Square	Triangle	Diamond
Diamond	Triangle	Square	Circle
Circle	Square	Diamond	Triangle
Triangle	Diamond	Circle	Square
Square	Circle	Triangle	Diamond



Circle	Square	Triangle	Diamond
Circle	Diamond	Triangle	Square
Square	Triangle	Circle	Diamond
Diamond	Circle	Square	Triangle
Triangle	Square	Diamond	Circle