

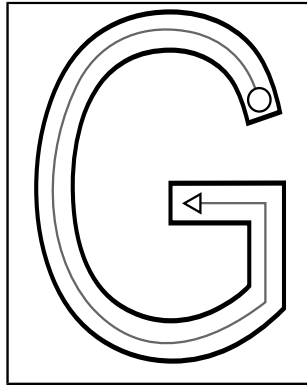
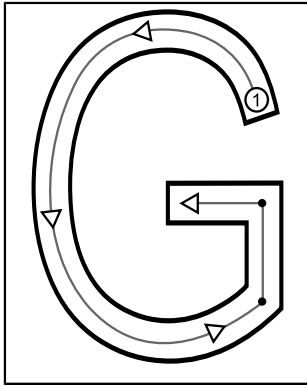





Start i cirklen med nummer 1 - følg derefter pilene:



Skriv bogstavet **G** i skrivehusene:



Farv den figur som starter med **G**:

