

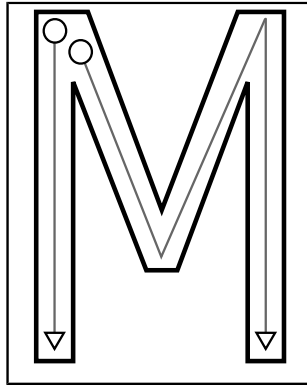
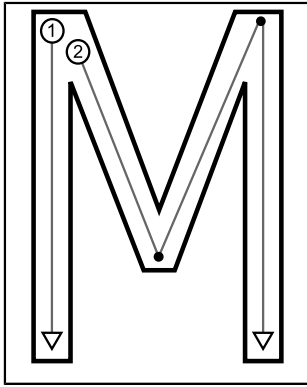




Start i cirklen med nummer 1 - følg derefter pilene:



Skriv bogstavet **M** i skrivehusene:



Farv den figur som starter med **M**:

