
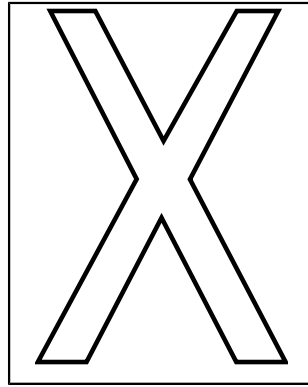
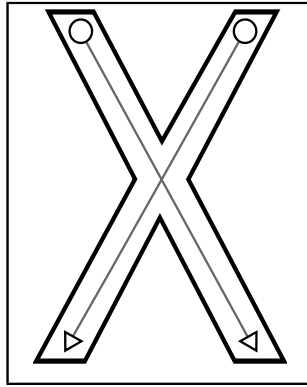






Start i cirklen med nummer 1 - følg derefter pilene:



Skriv bogstavet X i skrivehusene:



Farv den figur som starter med X:

