


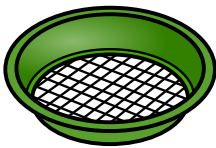

















Klip begge figurer ud. Lim løsningen (med stregerne) bag på opgaven. Laminer derefter papiret og klip til.

	Små rim 15		OP
			
			
			
			
			
			
			NED