







Find vej mellem de to pile. Nederst på siden skal du tegne en ring om de figurer du fandt.



Find vej mellem de to pile. Nederst på siden skal du tegne en ring om de figurer du fandt.

The maze consists of a grid of 10x10 cells. A red arrow points down from the top-left corner. The path is marked by grey cells. The path starts at the top-left cell (row 1, col 1) and ends at the bottom-right cell (row 10, col 10). The path includes the following cells: (1,1), (1,2), (2,1), (2,2), (3,1), (3,2), (4,1), (4,2), (5,1), (5,2), (6,1), (6,2), (7,1), (7,2), (8,1), (8,2), (9,1), (9,2), (10,1), (10,2), (10,3), (10,4), (10,5), (10,6), (10,7), (10,8), (10,9), (10,10).

